

Common Application for 2019 REU Site Applicants in Engineering and Mathematical Sciences

Research Experiences for Undergraduates (REU) Pilot Data System

November 16, 2018



Photo credit: Courtesy of the Vanderbilt Institute of Nanoscale in Science and Engineering (VINSE) REU Site

Submitted to:

National Science Foundation
2415 Eisenhower Avenue
Alexandria, VA 22314

Contracting Officer's Representative: Jennifer Beck
Contracting Officer: Grace A. Arias
Reference: NSFDACS15T1261 | GS-10F-0050L

Submitted by:

Mathematica Policy Research
1100 1st Street, NE, 12th Floor
Washington, DC 20002 | (202) 484-9220
Project Director/Principal Investigator:
Clemencia Cosentino
Reference: 50182

This page has been intentionally left blank for double-sided printing.

CONTENTS

SCREENSHOTS 1

1. REU DATA SYSTEM HOME PAGE 1
2. LOGIN PAGE 2
3. CREATE AN ACCOUNT 3
4. RULES OF BEHAVIOR AND NOTICE 5
5. YOUR PROGRESS PAGE 6
6. PERSONAL INFORMATION 7
7. DEMOGRAPHIC INFORMATION 10
8. CURRENT ENROLLMENT 12
9. ADDITIONAL INFORMATION 14
10. SITE SELECTION 17
11. APPLICATION MATERIALS 18
12. CERTIFY AND SUBMIT 20

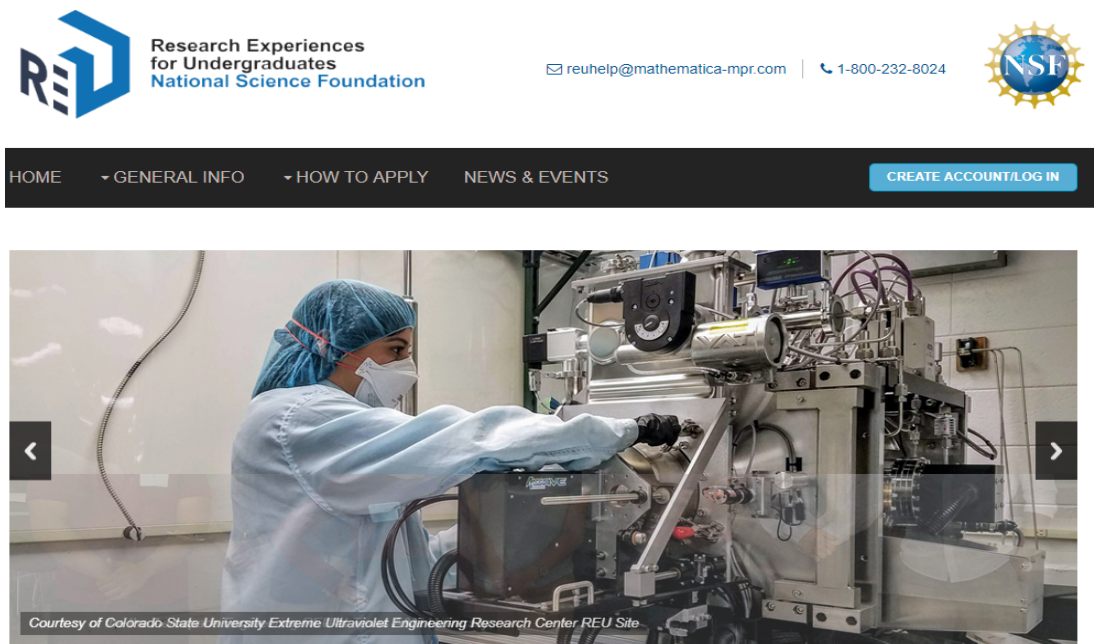
This page has been intentionally left blank for double-sided printing.

SCREENSHOTS

The purpose of this document is to show how students use the REU Data System to submit applications to up to 10 Sites participating in the REU program.

1. REU DATA SYSTEM HOME PAGE

Applicants access general information about the REU program and the application process through the home page.



About the Program

The Research Experiences for Undergraduates (REU) program supports active research participation by undergraduate students in the study areas funded by the National Science Foundation (NSF). REU Sites meaningfully engage groups of about 10 to 12 students in ongoing research programs or in research projects designed for the REU program. Students receive stipends and, in many cases, assistance with housing and travel. Students supported through NSF must be citizens or permanent residents of the United States or its territories. Students who do not meet this requirement may still be considered for participation through other sources of funding available at the REU Sites.

Learn more about the REU program at the [NSF website](#).

About the REU Website

This website helps students register and apply for the NSF REU Sites program. However, not all Sites participate in this online system. For more information, please go to the "General Info" tab.

This website also enables principal investigators at REU Sites, NSF officers, and other authorized users to access data reports.

Looking for the Chemistry Leadership Group's website? Visit the group's [new website](#).

Contact info

1-800-232-8024
reuhelp@mathematica-mpr.com

Designed and administered by



Copyright © 2017 - All Rights Reserved - www.nsfreu.org

2. LOGIN PAGE

Applicants select “register” under the Students header to access the login page.



reuhelp@mathematica-mpr.com | 1-800-232-8024



HOME ▾ GENERAL INFO ▾ HOW TO APPLY NEWS & EVENTS CREATE ACCOUNT/LOG IN

Login

REU ID

[Forgot REU ID?](#)

Password

[Forgot password?](#)

LOGIN

Students

Use the REU Data System to:

- Log in and provide background information or apply to an REU Site
- View and update your information

If you are a new user, please [register](#) to obtain your REU ID.

Principal Investigators/Designees

Use the REU Data System to:

- View, print, and download applicant data
- Enter admissions decisions and participation information
- Access data reports

If you are a new user, please [register](#) to obtain your REU ID.

Administrators

Use the REU Data System to access data reports.

If you are a new user, please [register](#) to obtain your REU ID.

Contact info Designed and administered by

1-800-232-8024
 reuhelp@mathematica-mpr.com

Copyright © 2017 - All Rights Reserved - www.nsfreu.org

3. CREATE AN ACCOUNT

Applicants enter required information to set up their accounts.



Research Experiences
for Undergraduates
National Science Foundation

✉ reuhelp@mathematica-mpr.com

HOME ▾ GENERAL INFO ▾ HOW TO APPLY NEWS & EVENTS

Registration

First Name

Middle Name

Last Name

NSF requests date of birth for the purpose of obtaining educational data from the National Student Clearinghouse and contacting applicants in the future to participate in program evaluations or research studies.

Date of Birth (mm/dd/yyyy)

Emails are the primary source of communication used by the REU administrators. Please provide a current e-mail address where you can be reached in case we need to contact you regarding your REU application.

E-mail Address

Password

Confirm Password

Password length must be between 8 and 20 characters. The password must meet the following requirements:

1. At least one lowercase letter
2. At least one capital letter
3. At least one number
4. At least one of the following special characters: #, &, %, !, @, (,)

Please answer a few security questions.

These may be used in the future to retrieve your REU ID or password.

What city would you most like to visit?

Who is your favorite person?

What was your favorite teacher's name?

What is your favorite movie?

4. RULES OF BEHAVIOR AND NOTICE

Applicants review the rules of behavior and the notice shown on the screen before selecting “SUBMIT,” which signals that they both accept the rules of behavior and acknowledge the notice. This action will generate an email that will be sent to each applicant with their REU ID.

Rules of Behavior

This computer system is the property of the National Science Foundation (NSF) of the Federal Government. Any system activity may be monitored and any information stored within the system may be retrieved and used by authorized personnel for law enforcement, management, routine system operations, or other purposes. By using this computer system, you are consenting to such monitoring and information retrieval and use.

Unauthorized use of the system, including disclosure of information covered by the Privacy Act or other sensitive information, or attempts to defeat or circumvent security features, is prohibited and could result in disciplinary action, civil and/or criminal penalties. Users should be aware that they have no expectation of privacy when using the NSF-provided computer system (including any removable media used in conjunction with the system), accessing the Internet, or using electronic mail systems.

All information maintained within or retrievable through the NSF computer system, including electronic mail files, may be reviewed and retrieved by the Department of Homeland Security; NSF officials who have a legitimate reason to do so when authorized by the Director or Deputy Director; or by the Inspector General.

By clicking "Submit," I certify that I have read and accept the Rules of Behavior.

Notice

An agency may not conduct or sponsor, and a person is not required to respond to, an information collection unless it displays a valid Office of Management and Budget (OMB) control number. The OMB control number for this collection is 3145-0248. Public reporting burden for this collection of information is estimated to average 0.5 hours for applicants to register and 12 hours to submit an application, including the time for reviewing instructions. Burden estimates for principal investigators is 0.5 hours to register and 8.9 hours to record admissions decisions and program attendance. Send comments regarding the burden estimate and any other aspect of this collection of information, including suggestions for reducing this burden, to:

Suzanne Plimpton
 Reports Clearance Officer
 Division of Administrative Services
 National Science Foundation
 Alexandria, VA 22314

Please note that information provided through the REU Data System will be used for admissions decisions, audits, and research and evaluation purposes. All applicants' information will be maintained in accordance with the requirements of the Privacy Act of 1974. No personal information will be released to the public.

CANCEL

SUBMIT

5. YOUR PROGRESS PAGE

Applicants view their progress by selecting “YOUR PROGRESS.”



✉ reuhelp@mathematica-mpr.com | ☎ 1-800-232-8024



HOME YOUR PROGRESS Hi Cecilia (ID: 100000854) [LOGOUT](#)

Registration Progress

Personal info:	Incomplete
Demographic info:	Incomplete
Current enrollment:	Incomplete
Additional info:	Incomplete
Certify & submit:	Incomplete

Contact info


1-800-232-8024
reuhelp@mathematica-mpr.com

Designed and administered by

Copyright © 2017 - All Rights Reserved - www.nsfreu.org


6. PERSONAL INFORMATION

Applicants provide additional personal information in step 1. The information already provided through the login page will pre-populate automatically.



**Research Experiences
for Undergraduates**
National Science Foundation

✉ reuhelp@mathematica-mpr.com | ☎ 1-800-232-8024



HOME YOUR PROGRESS
Hi Cecilia (ID: 10000854)
LOGOUT

STEP 1 PERSONAL INFO	STEP 2 DEMOGRAPHIC INFO	STEP 3 CURRENT ENROLLMENT	STEP 4 ADDITIONAL INFO	STEP 5 SITE SELECTION	STEP 6 APPLICATION MATERIALS	STEP 7 CERTIFY & SUBMIT
--------------------------------	----------------------------	------------------------------	---------------------------	--------------------------	---------------------------------	----------------------------

Personal Information

You provided some information included in this section when requesting an REU ID. Please update and provide additional information as needed.

First name

Middle name

Last name

Suffix

Previous last name

Date of birth (mm/dd/yyyy)

NSF requests date of birth for the purpose of obtaining educational data from the National Student Clearinghouse and contacting applicants in the future to participate in program evaluations or research studies.

Citizenship

To be eligible for the NSF REU program, you must be a citizen or permanent resident of the United States by the time the program starts. If you do not meet this requirement you may still be considered for participation under other sources of funding available at the REU Sites.

Please select one of the following

- Citizen or national of the United States
- Permanent resident of the United States
- Neither a citizen/national nor a permanent resident of the United States
- I do not wish to provide this information

Contact Information

Primary email address

Alternate email address

Please provide another email address. This should be a nonuniversity email address that you are likely to retain after graduation.

Cell phone number

Please provide a current mobile phone number where you can be reached in case we need to contact you regarding your application.

Current Mailing Address

Country

Street address 1

Street address 2

City

Region

Zip code

Permanent Mailing Address

My parents reside at separate addresses

Parents' contact information

Country

Street address 1

Street address 2

City

Region

Zip code

This is my permanent address

Other Contact Information

Please provide links to any of the following social media you have. We will only use your social media to follow up with you in the future.

Facebook

LinkedIn

Twitter

SAVE

SAVE AND CONTINUE

Contact info

1-800-232-8024
reuhelp@mathematica-mpr.com

Designed and administered by



Copyright © 2017 - All Rights Reserved - www.nsfreu.org

7. DEMOGRAPHIC INFORMATION

Applicants provide demographic information in step 2.



reuhelp@mathematica-mpr.com | 1-800-232-8024



HOME YOUR PROGRESS Hi Cecilia (ID: 100000854) [LOGOUT](#)



Demographic Information



NSF seeks to increase participation in its activities among groups that are under-represented in science and engineering, such as women, minorities, people with disabilities, veterans, and others.



Help NSF measure progress in achieving this goal by providing the demographic information requested below. Collection of this information is authorized by the NSF Act of 1950, as amended.



Providing demographic information is voluntary and is not a precondition of award. On grounds of race, color, age, sex, national origin or disability, no person shall be excluded from participation in, be denied the benefits of, or be subjected to discrimination, under any program or activity receiving financial assistance from NSF.

Please provide the following information about yourself:

Race

Select one or more

- American Indian or Alaskan Native
- Asian
- Black or African American
- Native Hawaiian or Other Pacific Islander
- White
- I do not wish to provide this information

Ethnicity

Please select one of the following

- Hispanic or Latino
- Not Hispanic or Latino
- Unknown
- I do not wish to provide this information

Gender

Please select one of the following

- Male
- Female
- I do not wish to provide this information

Veteran Status

A veteran is “a person who served in the active military, naval, or air service and who was discharged or released under conditions other than dishonorable” (38 CFR).

Please select one of the following

- Yes
- No
- I do not wish to provide this information

What is the usual degree of difficulty you have with...

This question is designed to help us better understand the career paths of individuals with specific functional limitations.

Mark one answer for each item.

	None	Slight	Moderate	Severe	Unable to do
SEEING words or letters in ordinary newsprint (with glasses/contact lenses, if you usually wear them)?	<input type="radio"/>	<input type="radio"/>	<input type="radio"/>	<input type="radio"/>	<input type="radio"/>
HEARING what is normally said in conversation with another person (with hearing aid, if you usually wear one)?	<input type="radio"/>	<input type="radio"/>	<input type="radio"/>	<input type="radio"/>	<input type="radio"/>
WALKING or using stairs without human or mechanical assistance?	<input type="radio"/>	<input type="radio"/>	<input type="radio"/>	<input type="radio"/>	<input type="radio"/>
LIFTING or carrying something as heavy as 10 pounds, such as a bag of groceries?	<input type="radio"/>	<input type="radio"/>	<input type="radio"/>	<input type="radio"/>	<input type="radio"/>
CONCENTRATING, REMEMBERING, or MAKING DECISIONS because of a physical, mental, or emotional condition?	<input type="radio"/>	<input type="radio"/>	<input type="radio"/>	<input type="radio"/>	<input type="radio"/>
I do not wish to provide this information	<input type="checkbox"/>				

SAVE

SAVE AND CONTINUE

8. CURRENT ENROLLMENT

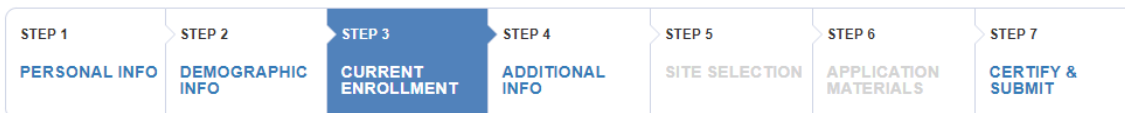
Applicants provide information about their current studies in step 3.



reuhelp@mathematica-mpr.com | 1-800-232-8024



HOME YOUR PROGRESS Hi Cecilia (ID: 10000854) [LOGOUT](#)



Current Enrollment Information

College or University

The institution at which you are currently enrolled for most of your courses.

Name Geographical

College or university

- I cannot find my institution on the list
- I am not currently enrolled at a college or university

Enrollment Status at This College/University

Please select one of the following

- Full-time
- Part-time
- I am not currently enrolled

Degree Program at This College/University

Please select one of the following

- Associate's degree
- Bachelor's degree
- Other degree
- None of the above: I am just taking courses

Primary Field of Study at This College/University _____

Please select one of the following

(Please select) ▼

- (Please select)
- Agriculture Business and Production
- Agricultural Sciences
- Architecture/Environmental Design
- Biological/Life Sciences
- Business Management/Administrative Services
- Communications
- Computer and information sciences
- Conservation and Renewable Natural Resources
- Criminal Justice/Protective Services
- Education
- Engineering
- Engineering-Related Technologies
- Languages, Linguistics, Literature/Letters
- Health and Related Sciences
- Home Economics
- Law/Prelaw/Legal Studies
- Liberal Arts/General Studies
- Library Science
- Mathematics and Statistics

_____tion _____

_____uly 2019 _____

Expected Date of Bachelor's Degree Completion _____

If you are enrolled in a 4-year institution, or you are enrolled in community college and plan to transfer to a 4-year institution, please enter the date that you expect to graduate from the 4-year institution with a bachelor's degree.

Completion date (MM/YYYY)

I do not intend to complete a bachelor's degree

Class Standing in College/University as of July 2019 _____

Please select one of the following

- Incoming freshman
- Freshman
- Sophomore
- Junior
- Senior
- 4th year of a 5-year program
- Other, please explain:
- Teacher applying to Research Experiences for Teachers (RET) in Engineering and Computer Science program

9. ADDITIONAL INFORMATION

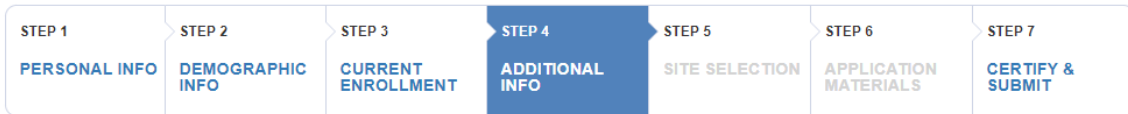
Applicants provide additional information in step 4.



reuhelp@mathematica-mpr.com | 1-800-232-8024



HOME YOUR PROGRESS Hi Cecilia (ID: 10000854) [LOGOUT](#)



Additional Information

How are you financing your undergraduate degree(s)?

When answering this question, please consider the financing for the cost of tuition, room and board, fees, books and supplies. Mark one response per row.

- Not applicable: I am not enrolled in an undergraduate program or studies
- I do not wish to provide this information

	Yes	No
Financial assistance from parents, spouse, other relatives: not to be repaid	<input type="radio"/>	<input type="radio"/>
Financial assistance from your employer	<input type="radio"/>	<input type="radio"/>
Financial assistance from the Veterans Educational Assistance Act	<input type="radio"/>	<input type="radio"/>
Loans from parents or other relatives: to be repaid	<input type="radio"/>	<input type="radio"/>
Loans from the school you attended, banks, federal or state government	<input type="radio"/>	<input type="radio"/>
Tuition waivers, fellowships, grants, scholarships	<input type="radio"/>	<input type="radio"/>
Assistantships or work study	<input type="radio"/>	<input type="radio"/>
Earnings from employment	<input type="radio"/>	<input type="radio"/>
Personal savings	<input type="radio"/>	<input type="radio"/>
Other (specify)	<input type="radio"/>	<input type="radio"/>

What is the highest level of education completed by your parents or guardians? _____

Mark one item for each parent or guardian.

	Mother or female guardian	Father or male guardian
Less than high school completed	<input type="radio"/>	<input type="radio"/>
High school diploma or equivalent	<input type="radio"/>	<input type="radio"/>
Some college, vocational, or trade school (including 2-year degrees)	<input type="radio"/>	<input type="radio"/>
Bachelor's degree (e.g., BS, BA, AB)	<input type="radio"/>	<input type="radio"/>
Master's degree (e.g., MS, MA, MBA)	<input type="radio"/>	<input type="radio"/>
Professional degree (e.g., JD, LLB, MD, DDS, DVM)	<input type="radio"/>	<input type="radio"/>
Doctorate (e.g., PhD, DSc, EdD)	<input type="radio"/>	<input type="radio"/>
I do not know	<input type="radio"/>	<input type="radio"/>
I do not wish to provide this information	<input type="radio"/>	<input type="radio"/>
Not applicable	<input type="radio"/>	<input type="radio"/>

Which of the following best describes your parents' or guardians' occupation? _____

Mother or female guardian

(Please select)
▼

(Please select)

- Biological/Life Scientists
- Clerical/Administrative Support Occupations
- Clergy/Other Religious Workers
- Computer Occupations
- Consultants
- Counselors
- Engineers/Architects
- Engineering Technologists/Technicians/Surveyors
- Farmers/Foresters/Fisherman
- Health Occupations
- Lawyers/Judges
- Librarians/Archivists/Curators
- Managers and Supervisors, First-Line
- Managers, Top-level Executives/Administrators
- Managers, Other
- Management-Related Occupations
- Mathematical Scientists
- Physical Scientists
- Research Associates/Assistants

Father or male guardian

(Please select) ▾

How did you hear about the REU program? _____

Select all that apply

- Professor
- Friend
- Internet
- Career fair
- Other
- I do not wish to provide this information

To which discipline of the REU program are you applying? _____

Select all that apply

- Biological sciences
- Engineering
- Mathematical sciences
- Earth sciences

SAVE

SAVE AND CONTINUE


Contact info
1-800-232-8024
reuhelp@mathematica-mpr.com

Designed and administered by




10. SITE SELECTION

Applicants select the Sites to which they will submit applications in step 5.



**Research Experiences
for Undergraduates**
National Science Foundation

✉ reuhelp@mathematica-mpr.com | ☎ 1-800-232-8024



HOME YOUR PROGRESS
Hi Cecilia (ID: 10000854)
LOGOUT

STEP 1
PERSONAL INFO

STEP 2
DEMOGRAPHIC INFO

STEP 3
CURRENT ENROLLMENT

STEP 4
ADDITIONAL INFO

STEP 5
SITE SELECTION

STEP 6
APPLICATION MATERIALS

STEP 7
CERTIFY & SUBMIT

Site Selection

Please identify the REU Sites to which you are applying:

If you want to apply to a Site that is not listed here, you will need to apply directly to that Site, following its application procedures.

Use the filters below to find and display Sites with certain characteristics. You can also select Sites to review information about in the table below. Click "Save and Continue" to make your final selection of Sites to which you are applying.

Show Filters

Sites

>>

>

<

<<

Selected Sites

Site name ▲
Institution ⇅
State ⇅
Country ⇅
Discipline ⇅
Program Start - End
Application Period
Application Window ⇅

No Sites selected


SAVE

SAVE AND CONTINUE

Contact info

1-800-232-8024
reuhelp@mathematica-mpr.com

Designed and administered by



Copyright © 2017 - All Rights Reserved - www.nsfreu.org

11. APPLICATION MATERIALS

Applicants submit additional application materials and information in step 6.

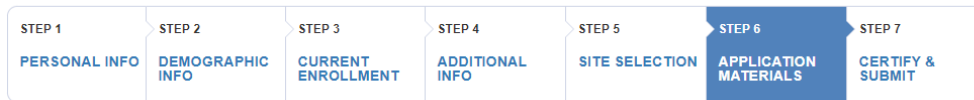


Research Experiences
for Undergraduates
National Science Foundation

✉ reuhelp@mathematica-mpr.com | ☎ 1-800-232-8024



HOME YOUR PROGRESS Hi Cecilia (ID: 100000854) [LOGOUT](#)



Application Materials

Personal Statement (500 words maximum)

Please enter a personal statement of 3-5 paragraphs.

Words remaining: 500

Supporting Documents

Transcript

Please upload your transcript as a PDF file.

CV or resume

Please upload your CV or resume as a PDF file.

References

Two letters of reference are required to complete your application. Please identify two individuals who will provide references for you. After you certify and submit your application, the system will send an email to your references and request that they fill out short reference form online. We strongly encourage you to alert the individuals that they will receive an email from REUhelp@mathematica-mpr.com asking them to fill out a reference form.

Reference 1

First name

Last name

Position

Institution

Phone

Email

Reference 2

First name

Last name

Position

Institution

Phone

Email

Additional Questions

Some Sites to which you are applying may request additional Site-specific information. Please read the following message(s) from your selected Site(s) regarding any additional required application materials.

SAVE

SAVE AND CONTINUE

Contact info

1-800-232-8024
reuhelp@mathematica-mpr.com

Designed and administered by



Copyright © 2017 - All Rights Reserved - www.nsfreu.org

12. CERTIFY AND SUBMIT

Applicants certify that the information provided is accurate and submit their applications in step 7. If information is missing or failed to pass validation checks, applicants will use this page to return to the flagged sections and make corrections.



reuhelp@mathematica-mpr.com | 1-800-232-8024



HOME YOUR PROGRESS Hi Cecilia (ID: 10000854) [LOGOUT](#)

STEP 1 PERSONAL INFO	STEP 2 DEMOGRAPHIC INFO	STEP 3 CURRENT ENROLLMENT	STEP 4 ADDITIONAL INFO	STEP 5 SITE SELECTION	STEP 6 APPLICATION MATERIALS	STEP 7 CERTIFY & SUBMIT
-------------------------	----------------------------	------------------------------	---------------------------	--------------------------	---------------------------------	----------------------------

Certify & Submit

There are errors in your application. Please click the buttons below to navigate to the sections that require correction.

- [FIX PERSONAL INFO](#)
- [FIX DEMOGRAPHIC INFO](#)
- [FIX CURRENT ENROLLMENT INFO](#)
- [FIX ADDITIONAL INFO](#)
- [FIX ADDITIONAL INFO FOR COMMON APPLICATION](#)
- [FIX REU SITES](#)
- [FIX COMMON APP MATERIALS](#)

<p>Contact info</p> <hr/> <p>1-800-232-8024 reuhelp@mathematica-mpr.com</p>	<p>Designed and administered by</p>
<p>Copyright © 2017 - All Rights Reserved - www.nsfreu.org</p>	

If there are no errors, applicants can submit the application(s).



reuhelp@mathematica-mpr.com | 1-800-232-8024



HOME YOUR PROGRESS Hi Raven (ID: 100000850) LOGOUT



Certify & Submit

Please review your registration information before submitting it.

By clicking on the SUBMIT button below, I am certifying that the information provided is true and complete to the best of my knowledge. I understand that I am consenting to the confidential use of the information I provided for admissions decisions, audits, and research and evaluation purposes. All applicants will be afforded an equal opportunity for consideration.

REU Site Name	Application Status
✓ REU Site: Test Site in Engineering, Test in Engineering	Submitted

SUBMIT

Contact info
1-800-232-8024
reuhelp@mathematica-mpr.com

Designed and administered by



www.mathematica-mpr.com

**Improving public well-being by conducting high quality,
objective research and data collection**

PRINCETON, NJ ■ ANN ARBOR, MI ■ CAMBRIDGE, MA ■ CHICAGO, IL ■ OAKLAND, CA ■
SEATTLE, WA ■ TUCSON, AZ ■ WASHINGTON, DC ■ WOODLAWN, MD



Mathematica® is a registered trademark
of Mathematica Policy Research, Inc.